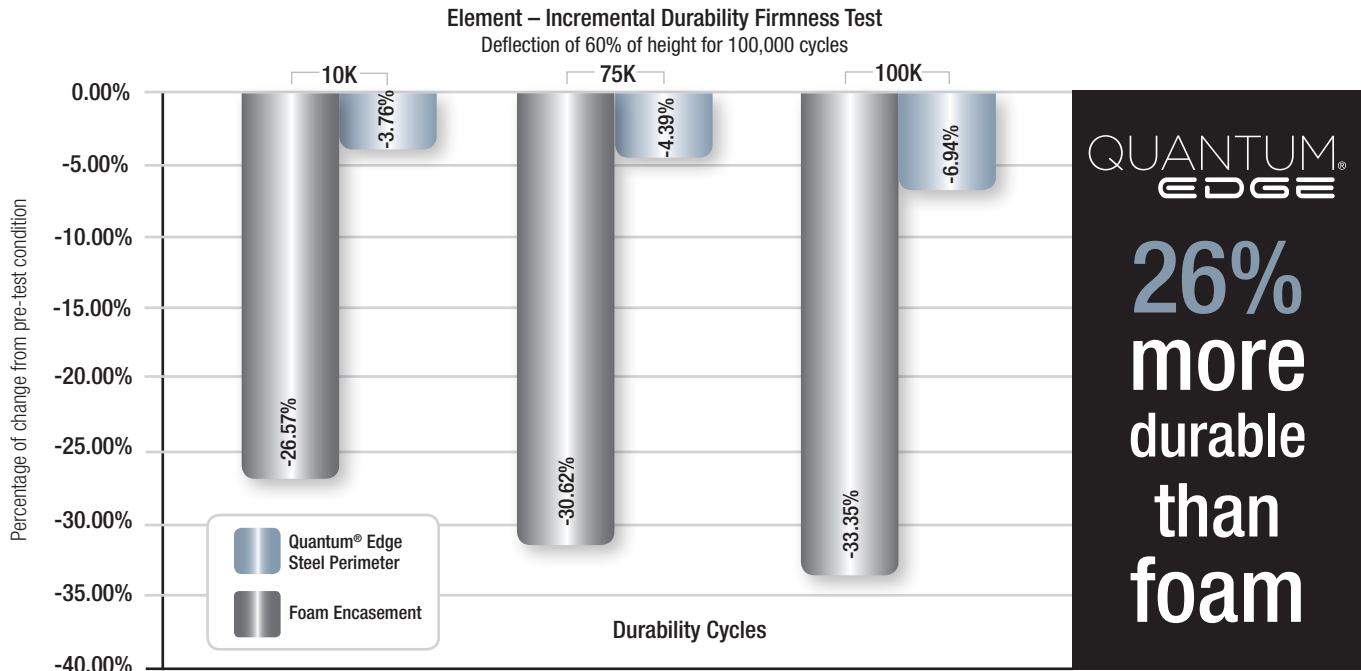



# Quantum® Edge vs. Foam Encasement


## Edge firmness loss comparison



Quantum Edge Steel Perimeter is more durable than foam. Take your sleep-to-edge comfort life to a new level and eliminate the feeling of roll-off.



Deflection test – Quantum Edge vs. standard foam encasement



Quantum Edge compresses in a straight line while foam buckles

- Foam-Encased tested with 2.5" x 8" x 12" 1.8-50 Polyurethane foam rails.
- Quantum Edge tested with 2 x 5 8" 10T 16 gauge.
- Percentages based on change from pre-tested condition.
- A negative percentage indicates sample softening.



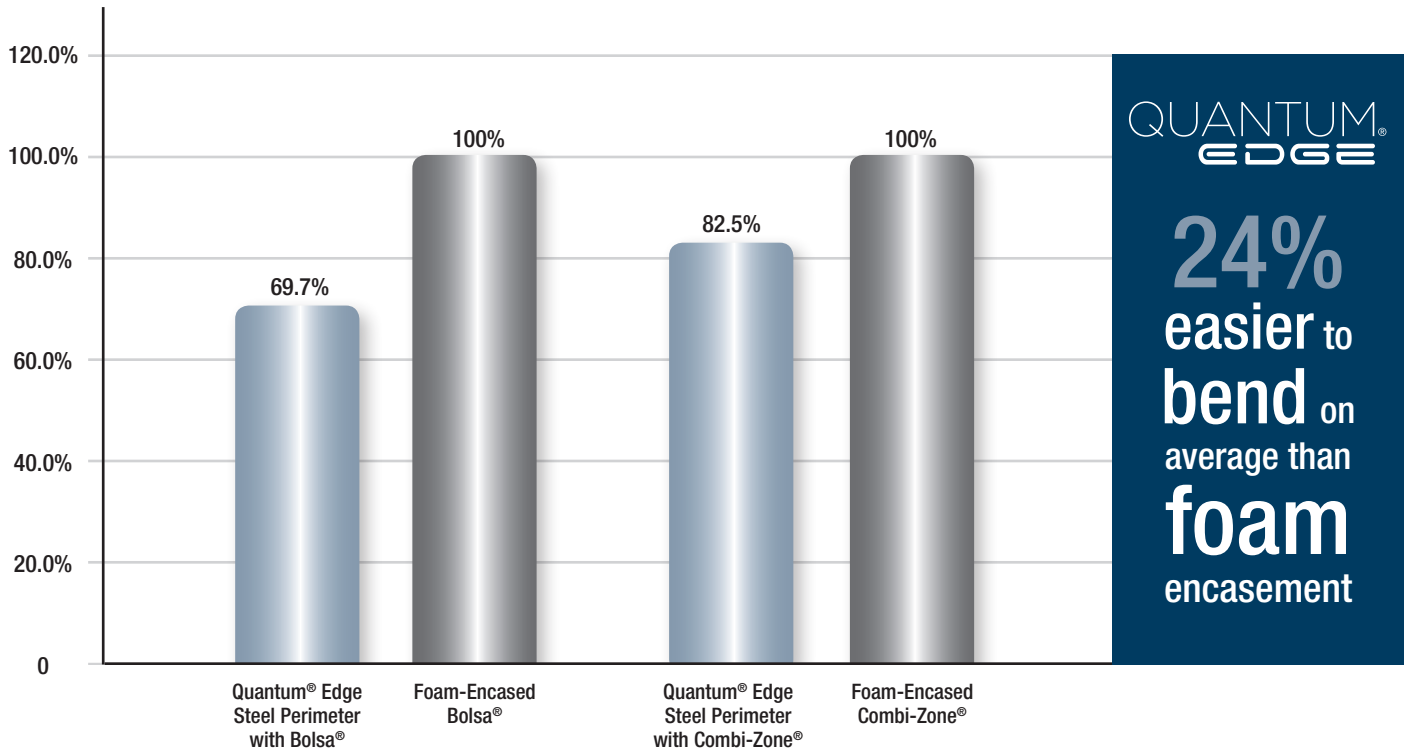
*Leggett & Platt*  
INCORPORATED

  
comfortcore®  
fabric-encased coil technology

BeddingComponents.com

# Quantum® Edge vs. Foam Encasement

Average force required to articulate adjustable base



Quantum® Edge Steel Perimeter requires less force to bend, resulting in less wear and tear on an adjustable base's moving parts than foam encasement.

- Foam-Encased tested with 1850 Polyurethane foam rails.
- All units tested with one 3/4" 1230 Polyurethane layer of foam on top and 1" 1850 Polyurethane base foam beneath it.
- Head up only.



*Leggett & Platt*  
INCORPORATED

  
comfortcore®  
fabric-encased coil technology

BeddingComponents.com